
DIGITAL AMPLIFIER
Hi-Fi 數位擴大器
 ADA-U21W

INTRODUCTION

USB Pure-Digital Hi-Fi Power Amplifier is to turn your Desktop or Notebook in to Hi-Fi sound system, no more components, Bookshelf micro systems is need.

Pure-Digital technology, playback the music from Desktop or Notebook hard drive, DVD drive, or Internet without compromising the audio quality.

No need external power to drive the speaker, just plug the USB connector into Desktop or Notebook, save the power, save the earth.

Plug&Play, no driver is needed for MS Windows OS and Mac OS.

SPECIFICATIONS

Power Output	1Wx2 Max. RMS, drive into 4 Ohm speaker 800mW RMS per channel, 4 Ohm load, at 1K Hz, with no more than 5% THD+N 250mW RMS per channel, 4 Ohm load, at 1K Hz, with no more than 0.2% THD+N
USB Interface	USB 2.0 compliant USB PnP, Meet USB audio class driver for Microsoft Windows OS and Mac OS Mini-B USB connector
Speaker Interface	Push-Terminal
LED	Red, Power on and operation indication
Power	USB Bus power, no external power supply is needed.
Dimension	88.8x79x24 mm
Package List	USB Pure-Digital Hi-Fi Power Amplifier x 1 Mini-B USB cable x 1 Quick user guide.

Getting started

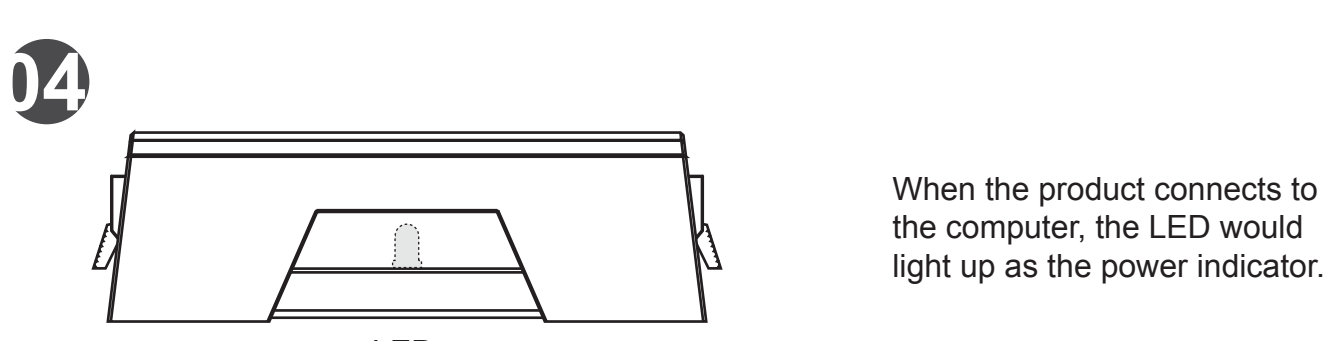
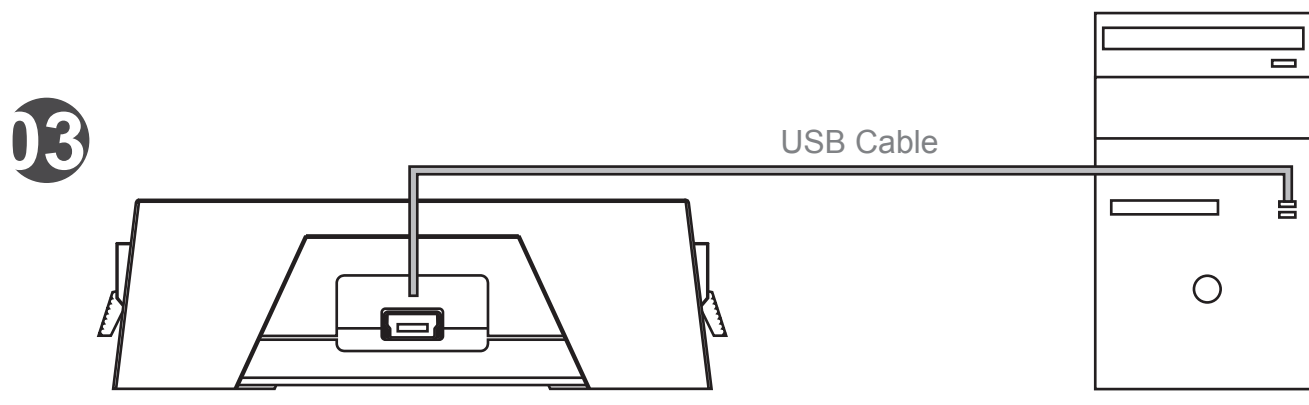
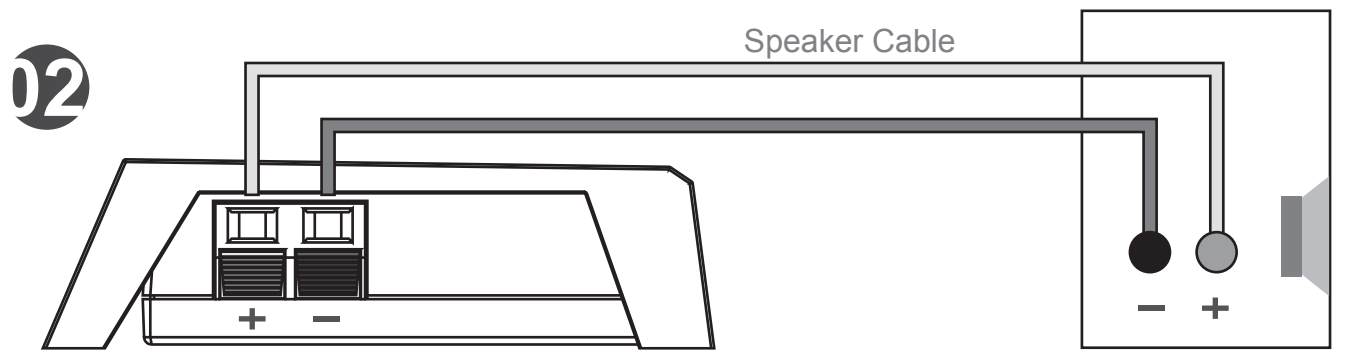
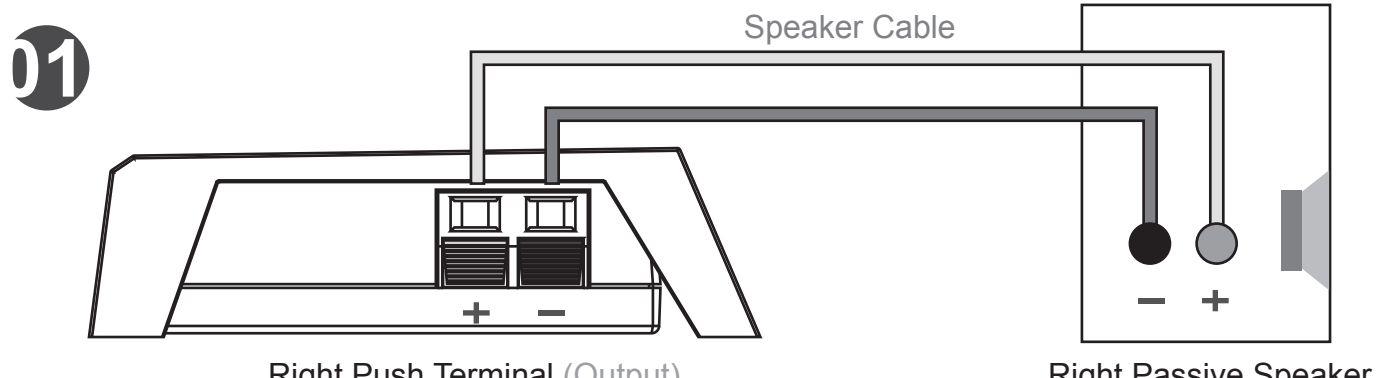
Unplug USB cable when connecting speakers.

Use good quality low resistance speaker cable.

Connect the positive (+) RED terminal of the amplifier to the Positive (+) RED terminal of the speaker. Connect the Negative (-) Black terminal of the amplifier to the Negative (-) Black terminal similarly.

When connecting speakers tighten the terminals securely by hand.

Make there are no loose stands of wire which could cause shorts.



SAFETY PROCAUTIONS

Please follow the safety precautions carefully before you use the product.

Make sure that you use the product correctly according to the procedures described in the guide.

- Never place the product close to equipment generating strong electromagnetic fields.
* Exposure to strong magnetic fields may cause malfunctions.
- Never plug or unplug the product if your hands are wet, otherwise it will may cause electrical shock.
- Do not drop the product to the ground to avoid malfunction.
- Do not attempt to disassemble or alter any part of the product that is not described in this guide.
- Do not put heavy material on the product.
- Do not use the product in a wet location.
* In the event that water or other liquids enter the interior, immediately unplug the product from the computer.
* When continuing usage of the product under above situation may cause fire or electric shock.
- Do not place the product near a heat source or expose them to direct flame or heat.
- Do not place the product in damp or dusty places.